



## What's new in version 7.0


### New Icons and

Adjacent to the Logout button in the upper-right corner are two new icons, the  links to access Destiny news and promotions; the , links to technical information. The availability of these icons is controlled by Access Level permissions on the General tab. (Icons are not operable when “grayed out.”)

### CATALOG:

- Add **multiple copies of a title** to your catalog at one time.
- **Resource Lists**, formerly My List
  - Resource Lists allows users to create and name **multiple book lists**.
  - **Create and edit a Bibliography or Citation List** based on a Resource List.

### LIBRARY SEARCH:

-  [My Searches](#) icon appears on the Basic Search page and retains a list of your searches. The icon appears on the Visual Search page as well. Repeat your search by clicking a list entry.
- Limit search results to **award winning books**.

### CIRCULATION:

- Choose the **patron information** you want to view while in circulation – go to Back Office/Site Configuration.
- New option to **reserve multiple copies** of a title on a hold request.

### BACK OFFICE:

- **Inventory Options:**
  - Inventories are no longer designated as partial or full
  - You can name, limit and start multiple inventories
  - Option to sort Unaccounted for books by various characteristics
  - Access to “In Progress” and “Completed” inventory Reports
- **Report Builder** enables users to create custom reports.

**For details on these upgrades, go to Destiny Help.  
Search for: What's new in version 7.0**